


PCS



DUAL POLARISED PANEL

PCS XP/30/21/0 Type P30X72NS0B




TECHNICAL SPECIFICATION

Frequency	1850-1990MHz
Gain	21dBi
VSWR	1.4:1 max
Polarisation	Dual Slant, +45° and -45°
Horizontal Beamwidth	30°±3°
Vertical Beamwidth	>5°
Downtilt	0°
Sidelobe Suppression	>17dB
Front-to-Back Ratio	>25dB
Isolation	>30dB
Power Rating	250W
Intermodulation	-147dBc
Impedance	50
Lighting Protection	DC grounded
Connectors	7/16" DIN female (bottom)
Dimension (L×W×D)	72 × 10.8 × 3.8" (excl. brackets)
Weight	33lbs (excluding brackets)
Mounting	Wall or pole (from 1.5in-5in OD)
Mechanical Downtilt	0° - 7° continually variable (tilt kit included)
Wind Load	108lbf @ 100mph
Temperature Range	- 40°F to 158°F (- 40°C to +70°C)
Wind Survival	>150mph

DUAL POLARISED PANEL

PCS XP/65/9.5/0 Type P65X9NS0D



TECHNICAL SPECIFICATION

Frequency	1850-1990MHz
Gain	9.5dBi
VSWR	1.4:1 max
Polarisation	Dual Slant, +45° and -45°
Horizontal Beamwidth	67°
Vertical Beamwidth	56°
Downtilt	0°
Sidelobe Suppression	>-12dB
Front-to-back Ratio	>25dB
Isolation between Ports	>30dB
Power Rating	250W
Intermodulation	-147dBc
Impedance	50
Lighting Protection	DC grounded
Connectors	7/16" DIN female (bottom)
Dimension (L×W×D)	9 × 5.7 × 1.8" (excl. brackets)
Weight	2.7lbs (excluding brackets)
Mounting	Supplied with low profile wall mounting kits that allow ± 20° of azimuth panning
Wind Load	<17lbf @ 120mph
Temperature Range	- 40°F to 122°F (- 40°C to 50°C)
Wind Survival	<150mph

DUAL POLARISED PANEL

PCS VP/65/18/0, 2, 4, or 6 Type 8165-RO




TECHNICAL SPECIFICATION

Frequency	1850-1990MHz
Gain	18 dBi
VSWR	1.4:1 max
Horizontal Beamwidth	65°
Vertical Beamwidth	7° nominal
Downtilt	0°, 2°, 4°, 6°
Sidelobe Suppression	>18dB
Front-to-Back Ratio	>30dB
Power Rating	250W
Intermodulation	-147dBc
Impedance	50
Lighting Protection	DC grounded
Connectors	7/16" DIN female (bottom)
Dimensions (L×W×D)	52.4 × 7.3 × 5.2" (incl. brackets)
Weight	9.6lbs
Mounting	Wall or pole (from 1.5in-3in OD)
Mechanical Downtilt	0° - 7° continually variable (tilt kit included)
Wind Load	84.8lbf @ 100mph
Temperature Range	- 40°F to 158°F (- 40°C to 70°C)
Wind Survival	>150mph


DUAL POLARISED PANEL

PCS XP/65/12.5/0 Type P65X15NS0D



TECHNICAL SPECIFICATION

Frequency	1850-1990MHz
Gain	12.5dBi
VSWR	1.4:1 max
Polarisation	Dual Slant, +45° and -45°
Horizontal Beamwidth	65°
Vertical Beamwidth	31°
Downtilt	0°
Sidelobe Suppression	>-12dB
Front to back Ratio	>25dB
Isolation between Ports	>30dB
Power Rating	250W
Intermodulation	-147dBc
Impedance	50
Connectors	7/16" DIN female (bottom)
Dimensions (L×W×D)	15 × 5.7 × 1.8" (excl. brackets)
Weight	5.3lbs (excluding brackets)
Mounting	Supplied with low profile wall mounting kits that allow±20° of azimuth panning
Wind Load	< 26lbf @ 120mph
Temperature	- 40°F to 122°F (- 40°C to 50°C)



DUAL POLARISED PANEL

PCS XP/65/15/0
Type P65X27NS0D



TECHNICAL SPECIFICATION

Frequency	1850-1990MHz
Gain	15dBi
VSWR	1.4:1 max
Polarisation	Dual Slant, +45° and -45°
Horizontal Beamwidth	65°
Vertical Beamwidth	15.5°
Downtilt	0°
Sidelobe Suppression	>-15dB
Front-to-Back Ratio	>25dB
Isolation between Ports	>30dB
Power Rating	250W
Intermodulation	-147dBc
Impedance	50
Lighting Protection	DC grounded
Connectors	7/16" DIN female (bottom)
Dimensions (L×W×D)	27 × 5.7 × 1.8in (excl. brackets)
Weight	7lbs (excluding brackets)
Mounting	Supplied with low profile wall mounting kits that allow ± 20° of azimuth panning
Wind Load	< 26lbf @ 120mph
Temperature Range	- 40°F to 122°F (- 40°C to 50°C)
Wind Survival	<150mph

DUAL POLARISED PANEL

PCS XP/65/17.5/0
Type P65X51NS0N



TECHNICAL SPECIFICATION

Frequency	1850-1990MHz
Gain	9.5dBi
VSWR	1.4:1 max
Polarisation	Dual Slant, +45° and -45°
Horizontal Beamwidth	67°
Vertical Beamwidth	56°
Downtilt	0°
Sidelobe Suppression	>-12dB
Front to back Ratio	>25dB
Isolation between Ports	>30dB
Power Rating	250W
Intermodulation	-147dBc
Impedance	50
Lighting Protection	DC grounded
Connectors	7/16" DIN female (bottom)
Dimension (L×W×D)	9 × 5.7 × 1.8" (excl. brackets)
Weight	2.7lbs (excluding brackets)
Mounting	Supplied with low profile wall mounting kits that allow ± 20° of azimuth panning
Wind Load	<17lbf @120mph
Temperature	- 40°F to 122°F (- 40°C to 50°C)
Wind Survival Range	<150mph

DUAL POLARISED PANEL

PCS XP/65/17.5/0
Type P65X48VM0E



TECHNICAL SPECIFICATION

Frequency	1850-1990MHz
Gain	17.5dBi
VSWR	1.4:1 max
Polarisation	Dual Slant, +45° and -45°
Horizontal Beamwidth	65°
Vertical Beamwidth	7.5°
Downtilt	0°
Sidelobe Suppression	>-17dB
Null Fill	>-22dB
Front-to-Back Ratio	>25dB
Isolation	>30dB
Power Rating	250W
Intermodulation	-147dBc
Impedance	50
Lighting Protection	DC grounded
Connectors	7/16" DIN female (centre rear)
Dimension (L×W×D)	48 × 5.7 × 1.8" (excl. brackets)
Weight	8lbs (excluding brackets)
Mounting	Pan and tilt brackets
Wind Load	< 48lbf @120mph
Temperature	- 40°F to 122°F (- 40°C to 50°C)


DUAL POLARISED PANEL

PCS XP/65/18/2
Type P65X56NS2E



TECHNICAL SPECIFICATION

Frequency	1850-1990MHz
Gain	18dBi
VSWR	1.4:1 max
Polarisation	Dual Slant, +45° and -45°
Horizontal Beamwidth	65°
Vertical Beamwidth	6.5°
Downtilt	2°
Sidelobe Suppression	>17dB
Null Fill	>22dB
Front-to-Back Ratio	>25dB
Isolation	>30dB
Power Rating	250W
Intermodulation	-147dBc
Impedance	50
Lighting Protection	DC grounded
Connectors	7/16" DIN female (centre rear)
Dimensions (L×W×D)	56 × 5.7 × 1.8" (excl. brackets)
Weight	9lbs
Mounting	Pan and tilt brackets
Wind Load	< 56lbf @ 120mph
Temperature	- 40°F to 122°F (- 40°C to 50°C)



DUAL POLARISED PANEL

PCS XP/65/19/0 or 2

Type P65X72NS0E / 2E



TECHNICAL SPECIFICATION

Frequency	1850-1990MHz
Gain	21dBi
VSWR	1.4:1 max
Polarisation	Dual Slant, +45° and -45°
Horizontal Beamwidth	30° 3°
Vertical Beamwidth	>5°
Downtilt	0°
Sidelobe Suppression	>17dB
Front-to-Back Ratio	>25dB
Isolation between Ports	>30dB
Power Rating	250W
Intermodulation	-147dBc
Impedance	50
Lighting Protection	DC grounded
Connectors	7/16" DIN female (bottom)
Dimension (L×W×D)	72 × 10.8 × 3.8in (excl. brackets)
Weight	33lbs (excluding brackets)
Mounting	Wall or pole (from 1.5in-5in OD)
Mechanical Downtilt	0° - 7° continually variable (tilt kit included)
Wind Load	108lbf @ 100mph
Temperature Range	- 40°F to 158°F (- 40°C to +70°C)
Wind Survival	>150mph

QUAD POLARISED TWINBEAM PANEL

PCS QP/65/18/2

Type P65Q67NS2B



TECHNICAL SPECIFICATION

Frequency	1850-1990MHz
Gain	18dBi
VSWR	1.4:1 max
Polarisation	Dual Slant, +45° and -45°
Horizontal Beamwidth	66° Twin Beam
Vertical Beamwidth	5.5°
Downtilt	2°
Sidelobe Suppression	>17dB
Front-to-Back Ratio	>25dB
Isolation between Ports	>30dB
Power Rating	250W
Intermodulation	-147dBc
Impedance	50
Lighting Protection	DC grounded
Connectors	4 × 7/16" DIN female (bottom)
Dimension (L×W×D)	67 × 10.8 × 3.8in
Weight	32lbs (excl. brackets)
Mounting	Wall or pole (from 1.5in-5in OD)
Mechanical Downtilt	0° - 7° continually variable (tilt kit included)
Wind Load	375N @ 100mph
Temperature Range	- 40°F to 158°F (- 40°C to 70°C)
Wind Survival	>150mph

QUAD POLARISED TWINBEAM PANEL

PCS QP/65/17.5/0 or 4

Type P65Q56NS0B / 4B



TECHNICAL SPECIFICATION

Frequency	1850-1990MHz
Gain	17.5dBi
VSWR	1.4:1 max
Polarisation	Dual Slant, +45° and -45°
Horizontal Beamwidth	65° Twin Beam
Vertical Beamwidth	6°
Downtilt	0B 0°, 4B - 4°
Sidelobe Suppression	>16dB
Front-to-Back Ratio	>25dB
Isolation	>30dB
Power Rating	250W
Intermodulation	-147dBc
Impedance	50
Connectors	4 × 7/16" DIN female (bottom)
Dimension (L×W×D)	56 × 10.8 × 3.8in (excl. brackets)
Weight	26lbs (excl. brackets)
Mounting	Wall or pole (from 1.5in-5in OD)
Mechanical Downtilt	0° - 7° continually variable (tilt kit included)
Wind Load	< 84.3lbf @ 100mph
Temperature	- 40°F to 158°F (- 40°C to 70°C)

QUAD POLARISED TWINBEAM PANEL


PCS QP/65/18.8/0

Type P65Q72NS0B



TECHNICAL SPECIFICATION

Frequency	1850-1990MHz
Gain	18.8dBi
VSWR	1.4:1 max
Polarisation	Dual Slant, +45° and -45°
Horizontal Beamwidth	65° Twin Beam
Vertical Beamwidth	5°
Downtilt	0°
Sidelobe Suppression	>18dB
Front-to-Back Ratio	>25dB
Isolation	>30dB
Power Rating	250W
Intermodulation	-147dBc
Impedance	50
Connectors	4 × 7/16" DIN female (bottom)
Dimension (L×W×D)	72 × 10.8 × 3.8" (excl. brackets)
Weight	33lbs (excl. brackets)
Mounting	Wall or pole (from 1.5-5" OD)
Mechanical Downtilt	0° - 7° continually variable (tilt kit included)
Wind Load	108lbf @ 100mph
Temperature	- 40°F to 158°F (- 40°C to 70°C)



PCS

DUAL POLARISED TRISECTOR

PCS XP/65/18/2, 4 or 6

Type P65T67NS2G / 4G / 6G



TECHNICAL SPECIFICATION

Frequency	1850-1990MHz
Gain	3 × 18dBi
VSWR	1.4:1 max
Horizontal Beamwidth	3 × 65°
Vertical Beamwidth	>5°
Fixed Electrical Downtilt	2G - 2°, 4G - 4°, 6G - 6°
Upper Sidelobe Suppression	>18dB
Front-to-Back Ratio	>25dB
Isolation	>30dB
Power Rating	250W
Intermodulation	-147dBc
Connectors	6 × 7/16" DIN female
Dimension (L×W×D)	67 × 6.5"
Weight	41lbs
Wind Load	56lbf @ 100mph
Operational Wind Speed	100 mph
Survival Wind Speed	125 mph
Temperature Range	- 55°C to 70°C

VERTICALLY POLARISED

OMNIDIRECTIONAL

PCS VP/360/2

Type 2142



TECHNICAL SPECIFICATION

Frequency	1850-1990MHz
Gain	2dBi
Return Loss	> -12dB
Polarisation	Vertical
Horizontal Beamwidth	360°
Vertical Beamwidth	90° - 100° to -3dB point
Power Rating	50W
Impedance	50
Lighting Protection	DC grounded
Connectors	N type female (centre rear)
Body Diameter	3"
Flange Diameter	8in
Weight	11oz
Mounting	3 wood or self tapping screws
Radome Material	UV stabilized high impact Extruded polystyrene

VERTICALLY POLARISED

OMNIDIRECTIONAL

PCS VP/360/2

Type 8100



TECHNICAL SPECIFICATION

Frequency	1850-1990MHz
Gain	2dBi
Horizontal Beamwidth	360°
Vertical Beamwidth	70°
Power Rating	100W
Impedance	50
Lighting Protection	DC grounded
Connectors	N type female (bottom)
Dimensions	6 × 0.8in
Weight	4oz
Mounting	Single M18 nut
Radome Material	Polypropylene

www.inotekantennas.com

UK

INOTEK ANTENNAS LTD

54 Ashdown Road, Eastleigh Hampshire, SO53 5QJ, United Kingdom

Tel: +44 (0) 2380 254289, Fax: +44 (0) 2380 254289

e-mail : info@inotekantennas.com

India

INOTEK ANTENNAS INDIA PVT LTD

'Himanchal' Nalanda Nagar W. N. 6, Wardha 442 001 (MS) India

Tel: +91 (0) 7152 249448, Fax: +91 (0) 7152 249448

e-mail : sales@inotekantennas.com